

High Power Supplies 600/700 Watt AC/DC Universal Input Power Supply
SUMMARY

- **90 -264 Vac nominal input range**
- **Overvoltage and short circuit protection**
- **UL, CSA and EN Medical Standards Approval**
- **Power Good LED**
- **Low Leakage Current**
- **Standalone Power Supply**

The GPMP Series are universal input AC/DC medically approved power supplies with power factor correction (PFC) and up to 700 Watts output power. The series is approved to EN60601-1 with CB report available to reduce design-in time and end system compliance costs.


All specifications are typical at nominal input, full load at 25 °C unless otherwise stated
SPECIFICATIONS

OUTPUT SPECIFICATIONS		
Output Power	Integral forced air	700 Watts max.
Total Regulation		See table
Rise time	At turn-on	2.0 s max.
Transient response	Main output 50% 0.2 A/ μ s	3.5% max. dev. 500 μ s recovery to 1%
Temperature Coefficient		+/-0.03%/oC
Overvoltage protection		108 to 130%
Short Circuit / Over-load Limit	Block Wall	Yes

INPUT SPECIFICATIONS		
Input Voltage range	Universal input	100-240 nom (85 - 264 max) Vac
Input frequency		47 Hz to 63 Hz
Input surge current		40 A max.
Ground Leakage current	264 Vac 60 Hz	160 μ A
Input current	120 Vac	8.5 A
	230 Vac	4.5 A
Input fuse	F1,F2	10.0 A

EMC INFORMATION		
Conducted emissions	EN55011	Level B
Radiated emissions	EN55011	Level A
Line freq. harmonics	EN61000-3-2	Class A
Voltage fluctuations	EN61000-3-3	Complies (clause 5b)
ESD Air	EN61000-4-2	8 kV contact
ESD Contact	EN61000-4-2	6 kV air
Radiated immunity	EN61000-4-3	3 V/m
Fast Transients (EFT)	EN61000-4-4	2 kV 5 kHz
Line surge immunity	EN61000-4-5	1 kV diff /2 kV cm
Conducted immunity	EN61000-4-6	3 Vrms
Power freq. mag. field	EN61000-4-8	3 A/m
Voltage dip immunity	EN61000-4-11	Unit will ride through without loss of output at 75% of rated load with AC power fail warning.

ENVIRONMENTAL SPECIFICATIONS		
Thermal Performance	operating ambient (see ratings chart)	-20 °C -50 °C
	non-operating	-40 to +85 °C
	0 - 50 °C Convection cooled	600 Watts
Maximum Altitude	operating / non-operating	10,000 ft. / 40,000 ft. max.
Relative Humidity	non-condensing	5% - 95% RH
Vibration (operating)	0.003 g ² /Hz	1.5 g _{rms} 3 axes 10 min/axis
Vibration (non-operating)	0.026 g ² /Hz	5.0 g _{rms} 3 axes, 1 hr/axis
Shock (operating)	half-sine 20 g _{pk}	10 ms, 3 axes, 6 shocks total
Shock (non-operating)	half-sine 40 g _{pk}	10 ms, 3 axes, 6 shocks total

GENERAL SPECIFICATIONS		
Hold-up time	120 Vac, 60 Hz	35 ms at 600 Watts output
Efficiency	120 Vac 600 W output	>84 %
Isolation voltage	input to ouput	4000 Vac
	input to ground	1500 Vac
Switching frequency	fixed	70 KHz, +/- 10 KHz
Safety Approvals		UL/EN/IEC 60601-1 CSA22.2 No.60601-1
MTBF	Per Bellcore at 25 deg C	195,000 hours

MODEL NUMBER	Output	Peak Output		Ripple	Regulation
GPMP600-24	24 V 25 A	24 V 27 A		240 mV	0.5%
GPMP600-28	28 V 21.5 A	28 V 23.5 A		280 mV	0.5%
GPMP600-36	36 V 17 A	36 V 19 A		180 mV	0.5%
GPMP700-48	48 V 14 A	48 V 15.6 A		240 mV	0.5%

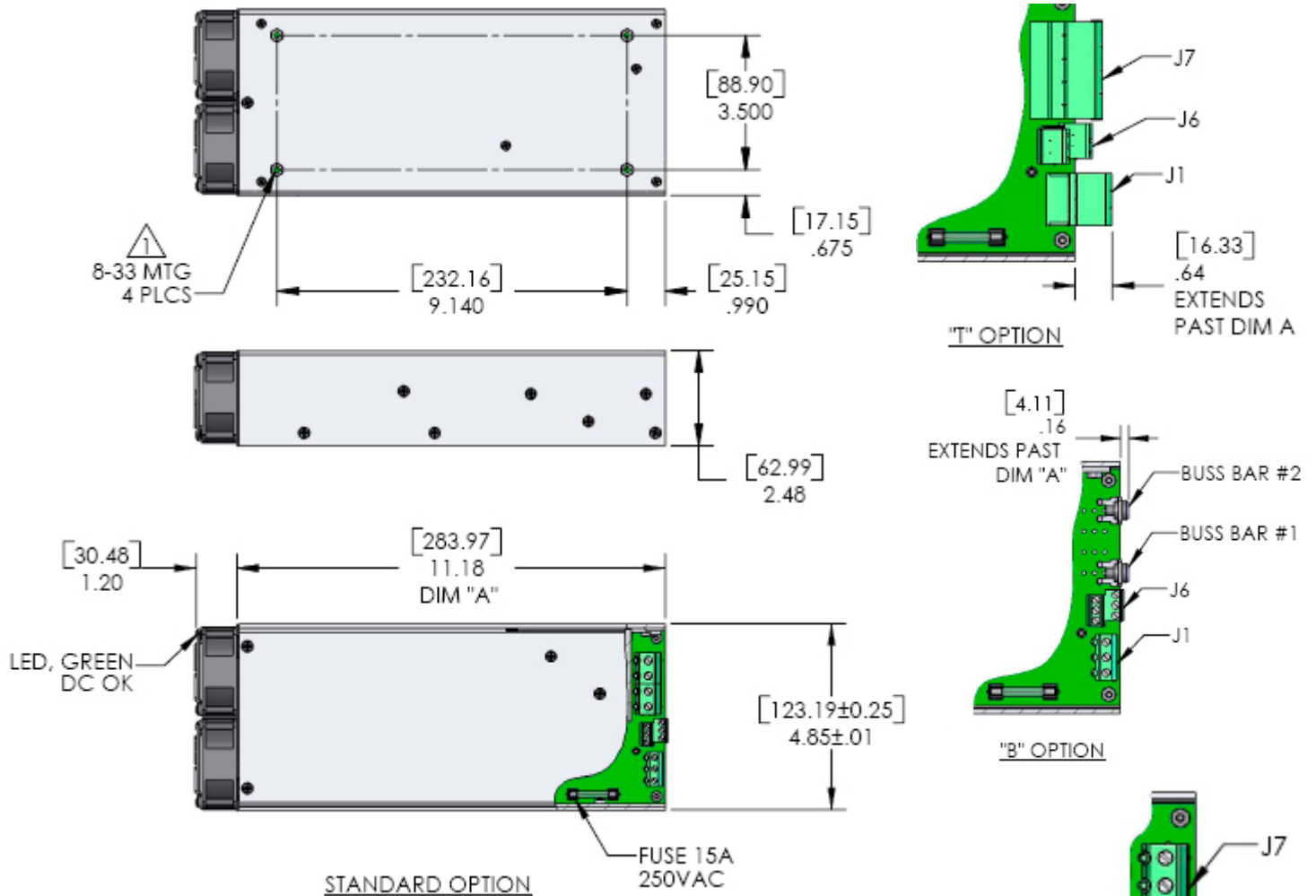
NOTES
1. Integral forced air cooling
2. Peak rating is for 1 minute maximum 10% duty cycle
3. Noise measurent 20 MHz Bandwidth, differential mode. Measured with scope probe directly across output terminals of the power supply.
4. No minimum load required.

MECHANICAL NOTES
The GPMP series is factory configured for stand alone installation with multiple configurations of output connectors. Apart from the DIN 41612 option there are three Phoenix contact connector options shown in the drawing on page 3.
The GPHP (commercial series) can be configured with Condor CRA series racks. Other mounting configurations and connector options are available, Please contact factory.

POWER CONNECTOR DIN # 41612 Type H	
INPUT PINS	
Z-32	AC Line
D-30	AC Neutral
Z-28, D26	GROUND
OUTPUT PINS	
Z12, D14, Z16,D18	OUTPUT
Z4, D6, Z8, D10	RETURN (COMMON)
STATUS & CONTROL PINS	
Z20	DC POWER GOOD
Z24	INHIBIT
D22	AC POWER FAIL

OUTLINE AND MOUNTING DRAWING

Other drawings and SolidWorks™ 3D Models are available on request.



STANDARD OPTION
J1: PHOENIX P/N 1732034

- 1 AC INPUT LINE
- 2 AC INPUT NEUTRAL
- 3 AC INPUT SFTY GND

J7: PHOENIX P/N 1706785
(2 REQUIRED)

- 4 OUTPUT #1
- 3 OUTPUT #1
- 2 RETURN
- 1 RETURN

J6: PHOENIX P/N 1726066

- 1 FAN ON/OFF
- 2 +12V AUX
- 3 COMMON
- 4 INHIBIT
- 5 AC POWER FAIL
- 6 DC POWER GOOD

"B" OPTION
J1: PHOENIX P/N 1732034

- 1 AC INPUT LINE
- 2 AC INPUT NEUTRAL
- 3 AC INPUT SFTY GND

BUSS BAR #1
SCREW: 10-32UNC x .312

BUSS BAR #2
SCREW: 10-32UNC x .312

J6: PHOENIX P/N 1726066

- 1 FAN ON/OFF
- 2 +12V AUX
- 3 COMMON
- 4 INHIBIT
- 5 AC POWER FAIL
- 6 DC POWER GOOD

"T" OPTION
J1: PHOENIX P/N 1732034

- 1 AC INPUT LINE
- 2 AC INPUT NEUTRAL
- 3 AC INPUT SFTY GND

J6: PHOENIX P/N 1802414
MATING CONNECTOR
PHOENIX 1754465 (2 REQUIRED)



- 1 FAN ON/OFF
- 2 +12V AUX
- 3 COMMON
- 4 INHIBIT
- 5 AC POWER FAIL
- 6 DC POWER GOOD

J7: PHOENIX P/N 1998959
MATING CONNECTOR
PHOENIX 1913523


- 4 OUTPUT #1
- 3 OUTPUT #1
- 2 RETURN
- 1 RETURN

STANDARD OPTION

GPMP SERIES CONNECTOR OPTIONS



“B” Option
Phoenix Direct wire connectors
for A.C. input & Signals,
Buss Bar for D.C. output
#10 Lugs



“T” Option
Phoenix Plug-in connector



Standard Configuration
Phoenix Direct wire connectors

CONDOR DC POWER SUPPLIES			
A SUBSIDIARY OF SL INDUSTRIES			
2311 STATHAM PKWY, OXNARD ,CA 93033			
DRAWN	DATE	DOC. NO.	REV.
RCR	2-17-06	35611	A